



BLUEBIRD TRAILS & TALES

Bluebird Society of Pennsylvania

An Affiliate of the North American Bluebird Society

Volume 16, Issue 3

Fall/Winter 2013

Editor: Joan Watroba • sunshinebb@msn.com

www.thebsp.org

A Message from the President -

Dear BSP Members,

This will be my last President's message in the Bluebird Trails & Tales Newsletter.

As of January 1, 2014, I have joyfully decided to step down as your President. I do this with great satisfaction and with pride of the many accomplishments during the past four years. In my tenure as your President and with the help of the Board of Directors, we have made many improvements in the area of communications, including outlining the guidelines for various committees within BSP, establishing a Meeting Place On Line where the Officers, Board Members and Members can provide their input to the agenda to set priorities for quarterly meetings and enabling all participants to meet together by Tele-Conferencing. We have also created a user-friendly website which a layperson can enhance and edit with little or no prior experience with web designing.

During the past four years we have accomplished other goals, including obtaining better insurance for our organization, revising the BSP Bylaws, creating a Conference Committee Chair Page with clearly-defined responsibilities and creating a list of activities needed to be performed by our volunteers. The printing needs of our organization are being handled more efficiently and with the benefits of cost savings by utilizing a printing company instead of owning a printer and paying for maintenance, repairs, toner and paper supplies. We have also initiated a Green Choice delivery

option for the BSP Newsletter by e-mail. To those Green Choice Newsletter Members, **Thank you** for saving the trees and creating a tremendous cost savings to our organization.

At the present time, I leave the organization in capable hands, knowing that there is a wonderful team of Officers and Board of Directors in place who will continue to serve the Bluebird Society of Pennsylvania with their excitement, passion and integrity. I have the utmost respect for each one of them, as they have served the membership and this organization with efficiency and accordingly to the Bylaws and our Mission Statement.

It has been a pleasing experience to serve as President of such an awesome, dedicated team.

To BSP Members: You're the lifeblood of this organization and without your support, our organization would not exist. Please continue your membership with us to help to educate, provide nest boxes and most of all, save all cavity-nesting species from extinction. Thank you for your membership and I personally challenge you to get involved within our organization and you'll receive many blessings of joy in doing so. Make plans to experience our annual conferences and build new relationships with others within our Society.

I want to thank those members for all of the encouraging emails, phone calls and cards of appreciation during my

Presidency. It's been my pleasure serving as your President.

As I retire as President, I still will be active in our Society as a Board Member, County Coordinator for Butler County, Conference Technical Chairman and the Webmaster for the BSP. I will work diligently and closely with the transition of the new President as he or she takes office on January 1, 2014.

Best Regards and Happy Bluebirding
Harry Schneider, BSP President

In This Issue:

Message from the President.....	1
From the Editor.....	2
Why Use a Nest Cup.....	3
BSP Officers/Board Members.....	4
Positive Thinking of a BSP County Coordinator.....	4
BSP is Now Green!.....	5
Winter is Coming!.....	5
Mail Call.....	6-7
The Bluebird/House Sparrow Story.....	8
Blue Feather Awards.....	9
My Bluebird Adventures.....	10
Old Nesting Behaviors Stump the BB Monitor....	11
Welcome new BSP County Coordinators.....	11
Welcome new BSP Members.....	12
16th Annual BB Society of PA Conference.....	13
Nominate Your Favorite Bluebirder.....	13
BSP Events Report.....	14-15
Bluebird Twins!.....	16-17
Upcoming Events.....	18
Raccoon Guard Successful.....	19
TWEP Project.....	20
Using Monofilament Line to Deter House Sparrows.....	21
Wiggly Worm Contest.....	22
BSP Membership Form.....	23
Recipe for Yummy Suet For the Birds.....	24

From the Editor -




It's early September and I am starting to compile my Annual Nest Box Report to submit to BSP. I will not finalize it quite yet, as two years ago, two bluebirds pairs started another brood in early September and successfully fledged their young. I believe that these were the same two pairs which had nested twice already in the same nest boxes, and if so, that would have been their third brood of the season. Three nestings are possible if they can get an early start and the weather stays mild. This year there has been no new nesting activity on my trails for the past 3

weeks, so I think that the nesting season is over. The periods of extreme heat and humidity may have been a factor in slowing them down this year.

In bluebirding, there are often both successes - *Highs* and disappointments-*Lows*. Two of my *Highs* include having bluebirds nest successfully in our yard and also behind my office at work. Bluebirds 24/7! It was fun to watch them during the work day and to document their nesting cycle in photos and share the photos with my co-workers. They were fascinated to see the entire process from the nest-building, egg-laying, and fledging.


They were especially amazed at how fast the young grew! I was lucky to see the mottled young being fed by the parents in the trees in front of the office a few days after they left the box. The bluebird nesting at home was equally gratifying, since our habitat is wooded and attracts many house wrens. House wrens are native species but they can destroy the nesting cycle of other birds by removing their eggs and newly-hatched young. I used a wren guard on that box which seemed to help, but it was probably just luck that the bluebirds had a successful fledge. Since they fledged on a weekend, I was lucky to see the young leave the box.



Black-Capped Chickadee

When a tufted titmice pair started nesting in one of the bluebird boxes in the yard, I was thrilled! I experienced both a *High* and a *Low* related to this special nesting. On Mother's Day, of all days, I heard a house wren near their box and found that the 5 newly-hatched titmice babies had been removed from the box (apparently by the house wren) and they were wiggling on the ground just below the box. They did not appear to be injured, so I quickly placed them back into the nest box. I am so happy that I checked my yard boxes on Mother's Day. The parent titmice then returned to the box and stayed tight on the nest even when I opened the box to monitor. At some point, three of the young were also removed from the nest, but the pair managed to successfully fledge two healthy titmice. I still see them with the parents-they are very vocal and they also eat at the seed feeders. At first they had little flat heads without the tufts yet. Now they have distinctive tufts and are so cute. It's a joy to see them beside their larger parents.

Another *High* - I was thrilled to have chickadees successfully nest in three of my nest boxes this season. They often get driven away from their nest boxes by larger, more aggressive species. By placing a 1 and 1/8 " diameter sized hole restrictor on the entrance hole of their boxes, larger songbirds will not be able to enter to disturb them.



Tufted Titmouse Fledgling

Artist - Susan Renkel

Joan Watroba, BSP Editor



Adult Tufted Titmouse
Artist - Susan Renkel

Why Use a Nest Cup?

by Dean Rust

A nest cup can be plastic, cardboard or molded wood fiber shaped at 4", also known as "jiffy pots", which can be found in garden supply or nursery stores.

We all monitor our bluebird boxes regularly, but opening the door and peering into the darkness to count accurately the number and color of the eggs and the number of chicks can sometimes be challenging. Wouldn't it be nice if we could pull out the whole nest and its contents? Then examine it in the sunshine.

The nest cup acts as a template for the mother bluebird to weave her soft grass or pine needle nest. She completes the nest in record time as less material is needed. The cup acts as a moisture barrier when and if wind blows rain into the box. The cup does not allow an egg to get pushed up onto the brim of the nest away from incubation and possibly roll out when the door is opened for monitoring. These nest cups are reusable and bluebirds may prefer boxes with the cups as opposed to plain, square, wood walls.

Sometimes even bluebirds make a skimpy nest or have to lay the eggs before the nest is really finished. The result could be that the eggs or the nestlings fall out when the door is opened or that the chicks get their legs/wings pinched when the door is closed. The nest cup has high sides so that even if the nest is shallow, the chicks have a wall around them keeping them safe and free from drafts.

For the monitor, removing the nest for a weekly check is quite simple. With a nest, eggs or chicks in the nest cup, the cup may be lifted out, checked, photographed and returned to the box in just a few seconds without moving one blade of grass or pine needle. By removing the entire nest, a good check on ants and earwigs can be made. If necessary, diatomaceous earth or cinnamon can be sprinkled under the cup. When the nestlings have fledged, the nest cup can be easily cleaned and replaced.

Sometimes we look in and see a nest and chicks that are soaking wet from wind-driven rain! Wouldn't it be nice to slide out the whole nest plus its contents? You can then transfer the eggs or chicks into a new, dry liner containing a hand-made nest of dry grass or pine needles that you can construct in advance for this immediate nesting need. It is so satisfying and easy to provide a dry nest.

I think the North Carolina Bluebird Society website, <http://ncbluebird.org> says it most succinctly. In the **Monitoring Tips** section: 7. "Use a molded wood fiber nest cup in nest boxes to facilitate nest building as well as monitoring activities."

Editor's Note: Using nest cups, especially in Petersen-style nest boxes can keep eggs and young from falling out of a shallow nest when the front of the box is opened. Drainage holes can also be added to the bottom of the nest cups if they not already there.



BSP Thanks everyone who erects and monitors nest boxes to promote the nesting success of our native cavity-nesting songbirds. Whether you monitored 1 nest box or 100 nest boxes in 2013, please submit your nesting activity to BSP using the *Annual Nest Box Report Form* which was included with the Summer BSP newsletter and is also available to print from the BSP web site: www.thebsp.org

Please include your bluebirds in the count! The Nest Box Reporter requests that reports be sent in by October 15th but they will be accepted through the end of the year. Those who submit their reports by October 15 will be included in the random raffle drawing for prizes from the BSP Store.

**BSP OFFICERS
and
BOARD OF DIRECTORS**

President

Harry Schmeider 2013-2015

harryschmeider@gmail.com

Vice President

Phil Durgin 2012-2014

pdurgin@comcast.net

Secretary

Nancy Putt 2013-2015

bluebirds@pa.net

Treasurer

Joyce Stuff 2013-2015

bspcc@innernet.net

Shirley Halk / 2013-2015

zebraswallowtail@juno.com

Ken Leister / 2013-2015

kenapeg@aol.com

Dean Rust / 2012 -2014

JULY7DS@aol.com

Dan Thomas / 2012-2014

adthomas10@comcast.net

Dale Cook / 2012-2014

eagle17319@aol.com

Bill Cuppett / 2012-2014

cuppets@verizon.net

Terry Gerhart 2012-2014

gerhartsat@aol.com



*The Positive Thinking
of a BSP County Coordinator*

For the past few days, I, Ken Leister, State County Coordinator for BSP, have been communicating with **Dean Rust**, Lancaster County Coordinator for BSP, about some projects that he has been working on.

He has just returned from Kentucky after working on a bluebird trail there. He explains how a woodshop at a retirement home will make nesting boxes for proposed trails, and about a box-building program he has scheduled at a University in Virginia Beach, Virginia in April of 2014.

I answered by saying, “You *really* have this Bluebird thing going. Keep it going!”

Dean writes back “Many of our members are missing the fun of seeing and empowering others to catch the captivating hobby of Bluebirds.”

I answer, picking his brain, “How are we able to light that flame for these people?” Dean answered me this way:

“The only way I know is to show them how to be successful with solid techniques: strive to be above average with:

- 1 .Quality Nest boxes.
2. Predator guards.
- 3 .Correct monitoring techniques.
4. Good selection of habitat.
- 5 .Solid education about Bluebirds which promotes a high Bluebird IQ.
- 6 .Be constantly learning and trying new things.
7. Talk to others and urge them to try Bluebird activities in their back yard.”

This is how Dean thinks and it is why he is so successful in promoting Bluebirds in Lancaster County.

BSP is NOW GREEN!



Benefits of receiving the BSP newsletter by e-mail:

- * Quicker Delivery of the publication
- * Reduction of the cost for printing and postage fees to deliver the newsletter
- * Reduce the use of natural resources-trees to make paper and fuel to transport mail to its destination
- * Ability to view photos in color

Please consider going GREEN as your newsletter delivery option!

To receive the e-mail version, please **send an e-mail from the e-mail address that you wish to receive your BSP newsletter to: btntnewsletter@thebsp.org.**

In your e-mail, please include BSP Newsletter Delivery in the subject line of your e-mail, along with the following:

1. Your name as it appears on the mailing label of your newsletter.
2. Your current mailing address.
3. Your phone number.
4. Retype your e-mail address



Winter is Coming!

Provide Supplemental Food for the Bluebirds and other Native Songbirds

Homemade crumbly suet

Commercial Block Fruit/Berry Suet

Shelled Peanut Hearts

Sunflower Hearts


Mealworms (live or freeze-dried)

Best Choice- Plant native plants/shrubs which produce fruits and berries



Editor's Note: This photo was taken during a snowstorm by Wilson Kile of Elizabethtown, PA. Thanks, Wil for submitting it to BSP!

Notice the bluebird's eyelid is protecting his eyes from the wind and snow. It is very important to offer supplemental food during these times of extreme weather and also in the early Spring when the natural food supplies of fruit and berries are low and the insects are not yet available.



Artist - Susan Renkel

■ **Subject: Bluebird Society of PA-Summer Newsletter**

Hi Joan,

I really appreciate the effort that everyone contributes to the newsletter and look forward to receiving it each season.

Thanks and keep up the good work!

Terry Kushner/ Beaver County BSP member ■

Dean,

Thanks for sending me your bluebird videos. I see you are now advocating covering the whole roof with Plexiglass instead of just the hole site. I wonder what your thinking is on this as the Plexiglas I used was fairly expensive stuff. Was it just to simplify construction? To guard against leaks? Please let me know.

I have made 16 skylight boxes. Of these I gave 4 to a friend and put out the other 12 boxes (6 pairs) on locations where we encountered house sparrows in the past. None of the trail boxes were used by house sparrows. Three of the locations were occupied by bluebirds which successfully fledged their young in the heart of house sparrow territory. To address concerns about potential heat build-up, I added additional side ventilation to some of the boxes. On other boxes which lacked the addition ventilation I covered the skylight with white duct tape and added a sparrow spooker when the first egg was laid.

Concerning your predator guard – I like the 5 gallon plastic bucket idea and will be giving it a try next year on locations where eggs and young have disappeared (despite the greasing of the mounting pole). Thanks for sharing these great ideas.

Regards,

Jim Engelbrecht

Clinton County Coordinator, New York State Bluebird Society

Editor's Notes: To view Dean's instructional videos of Helpful Tips for Bluebirders:

Video on how to make a house sparrow resistant nest box: <http://youtu.be/XxYDkEe5avM>

Video on how to install predator guards to deter climbing mammals and reptiles: <http://youtu.be/RV9C9G4V5Mk>

Dean Rust, BSP County Coordinator, Lancaster County ■

Hello All,

Has anyone ever found a tree frog inside of their nest box? This was a big surprise when my husband first looked into a nest box which was occupied by a nest of 4 bluebird chicks with mother inside. He opened up the side opening and saw a tree frog hanging out on the ledge of the air vent at the top the other side of the box. It was very interesting that the bluebirds were not bothered by the tree frog. The tree frog(s) has been found 4 times only in this one particular box on his trail at the new park- Chestnut Ridge Park in Dillsburg. Once we both peeked in and scared the tree frog- he jumped into the nest with the soon to fledge bluebirds. Monitoring nest boxes is full of surprises and this was the strangest thing we have ever found inside of a nest box!

Nancy Putt

York County ■

Hi All!

I just had the thrill of my life on my bluebird trail this past week, June 29th, at the Lower Allen Township Park in Lisburn, PA.

When I pulled up the car to one of my active bluebird boxes, I saw a head sticking out the hole so I waited a while and it flew from the box. After that another one flew from the box, after a while, another one flew from the box and a while went by and another one didn't come out so I sat there for a while and I decided to remove the nest and clean out the box and as I opened the door, the last young one flew from the box.

That was (4) bluebirds fledged. What an experience! You don't very often get to see them fledging from the box.

I kept on doing my trail and a couple of boxes down the road there was another head sticking out the hole of an active tree swallow box. I waited a while and the bird flew from the box, waited a while more and another one flew from the box, and then another one flew from the box. In all there were (5) tree swallows that fledged from that box.

Now what an experience- I saw not one, but two broods fledge out of the boxes on the same day-This is the first time this has happened to me since I started doing my trail several years ago. I am not bragging, but what an experience! That is a lot better than finding a nest of dead little ones in your box.

So far this summer I have fledged 70 bluebirds and 27 tree swallows. Hope you are having good luck as I am having.

Thought you might like to know this past week when I came home from doing my trail- I also have one box in my yard at my home- and before I went to check it out, I went in the house for a drink of water and when I looked out the door I saw a big bird at my bird feeder. You're right, a wild turkey or a tame one who was looking for something to eat. When I got to check out my bluebird box, it was 1 hour later. Found one nest and 5 eggs.

That's their second nesting of the season.

So, how is that for an experience? Hope I get three nestings this season!

Doris Hoffman, Cumberland County ■



GOOD NEWS!!!!

The last 3 days have been very exciting. Wednesday saw wing flapping - Yesterday only 2 babies in nestbox -though I didn't actually witness it, I assume the first 2 babies fledged.

This morning only 1 baby in nestbox. I looked up on my neighbor's roof ridge and there was momma bluebird with a round spotted baby next to her - baby #3.

I actually saw baby #4 leave the nestbox. She flew toward the roof ridge but didn't make it. She hit the back of the house and came down. Momma bluebird on the scene. I saw something fly into the spouting and then on to the roof. With binoculars I saw the round spotted baby- bluebird #4. At 10:15 AM the nestbox is empty. Will keep the mealworms handy and hope for many bluebird visits.

Theresa ■

The Bluebird/House Sparrow Story

as told by **Bob Allnock** to **Harry Schneider**



On June 11, 2013 I noticed a male house sparrow sitting on top of my bluebird nest box in my backyard. Knowing that there are 5 baby bluebirds that just hatched out, I was concerned what the house sparrow was up to. I went quickly to investigate the situation and found the nest box empty. I was very distraught. As I was walking back to the house, I found a baby bluebird on the ground near the nest box. I stopped and carefully looked around where I was standing and saw another, and soon I located all five baby bluebirds unharmed. I placed the

little ones back into the nest box and thought how I could have easily stepped on them. I broke mealworms in half because they were large ones that I feed to my purple martins. The little bluebirds ate the mealworms and I hoped for the parents to return to take care of them. I have other bluebird nest boxes on my property that were not being used and I moved one near the problem area and set a trap inside the nest box. I caught two House Sparrows within three hours and caught another one the next day. I then set my new house sparrow guard, Marty (see photo above) in place to try to deter any further house sparrows. The next day the baby bluebird's parents returned and they were feeding them. I now realize how important a bluebird monitor is to the success of fledgling bluebirds. I took pride knowing that I made a difference in the lives of these five baby blues which will at least get a chance to fledge and experience the challenging world ahead of them.

Interesting note: House sparrows generally kill baby birds and adult birds and then build their nests on top of the deceased inhabitants. In this situation the house sparrow carried out the nestlings alive and dropped them on the ground. These antics are generally familiar as being carried out by house wrens. In this story we learn the house sparrow is also capable of doing the same thing. By the way, Marty the sparrow guard does a great job in keeping the house sparrows at bay, but the bluebirds perch on it to find food. Just move him around a little bit. LOL

Story by Bob Allnock, Permission was granted to Harry Schneider to write and share his story with BSP readers

Writer: Harry Schneider, President of the Bluebird Society of Pennsylvania.

Thank You, Bob for sharing this interesting and humorous story.

Editor's Note; Bob Allnock is a Master Specialist with the Purple Martin Conservation Association. He has had thousands of purple martins nesting on his property each year within well-established colonies. Bob serves as an active member of the PMCA, the Lakeland Area Purple Martin Association of Western Pennsylvania and also the Bluebird Society of Pennsylvania. He shares his enthusiasm and knowledge about the success of Purple Martin colonies and related conservation topics through his numerous speaking engagements.

*The Purple Martin Conservation Association (PMCA) is a 501 (c) 3 nonprofit organization dedicated to the conservation of Purple Martins (*Progne subis*) through scientific research, state of the art management techniques, and public education, with the end goal of increasing martin populations throughout North America. <http://purplemartin.org/>

Presentations of Congratulations!

2013 Blue Feather Award Recipients:

Local Barber, John Barley, Receives Award



Shirley Halk, BSP Awards Chair and Bill Strauss, BSP Woodworking Chair (left) present BSP Blue Feather Award to John Barley (center)

The Bluebird Society of Pennsylvania recently awarded their prestigious **Blue Feather Award** to John Barley. He has made hundreds of bluebird boxes and has given them away, some even being shipped out of the county. He builds them out of old barn wood and then tells the history of the barn from where he obtained the wood. John is a Barber in Millersville, Lancaster Co., Pennsylvania. The award was presented by Bill Strauss, Dauphin County Coordinator and Shirley Halk, Lebanon County Coordinator for the Bluebird Society of PA.



Artist - Susan Renkel

Diane Kripas Receives Award

The Bluebird Society of Pennsylvania recently awarded their prestigious **Blue Feather Award** to Diane Kripas. With little or no previous experience, she took on the responsibility of monitoring the newly-renovated bluebird box trail at the Capital Area Greenbelt Trail in Harrisburg, PA consisting of twenty three boxes. She started out on her bike with informational books in hand and embarked on her new adventure with great enthusiasm. She soon became very knowledgeable in caring for the bluebirds and has enjoyed her new adventure. Her year-end nest box report was completed to perfection.

The award was presented by Bill Strauss, Dauphin County Coordinator and Shirley Halk, Lebanon County Coordinator for the Bluebird Society of Pennsylvania.



Shirley Halk, BSP Award Chairperson presents BSP Blue Feather Award to Diane Kripas, right

My Bluebird Adventures

by Donna Dice



Artist - Susan Renkel

It was in 2010 that I first put up a bluebird nest box. As I watched and waited anxiously for the new arrivals, a house wren took over the box instead, but luckily he never attracted a mate and left. In swooped my first sighting of the bluebird! The male arrived, then the female. She just built a nest on top of the wren's nest. My first egg encounter took my breath away. Then day after day there was another and another, until there were four gorgeous blue eggs in the nest. I continued to watch daily, as I was anxious to learn as much as possible about these lovely creatures. When they finally fledged, I cleaned out the box but found that only three of the babies actually made it into this world. One egg had not hatched. Several weeks later, however, I got to take a picture of the little trio in my birdbath. What a great day!

Since my first experience with the blues, each new year has brought more joy and wonder. An additional box was put up in 2011. The nesting this year was both bittersweet and joyful. Their first attempt in the new nest box gave the world five new bluebird eggs. As I watched the female incubating, I was giddy with excitement.

However, after eight days into the process, both the male and female disappeared. I peeked inside and found that one egg had been pecked open and I could see some of the developing embryo inside. I took it out, put the other four eggs back into the nest box and waited to see what would happen. A week went by, and still no sign of the blues, so I pulled the nest and cleaned out the box. Several weeks later they were back again rebuilding, but this time there were only three eggs. I'm happy to say that all three hatched and fledged safely. Again, sometime later, I was able to spot them on top of a telephone pole and snap a photo.

By the year 2012, I was really getting into this stuff and had my husband put up a third box. Again, the blues took to this box quickly and before long I had another three eggs in the nest. Again, this year was a lucky one and all three fledged safely. It took over a month this time for me to get a glimpse of them, but it was worth the wait. One evening my husband happened to glance out the window and spotted not just our three fledglings in the birdbath, but they brought along four of their friends. We had a total of seven baby bluebirds in the bath that evening! The camera went into overdrive!

This year, 2013, was again both a sad and happy one. The first attempt brought five new eggs. According to my calculations, they were born just the day before we had a record-breaking low temperature of 28 degrees in the middle of May! I watched and noticed that the female had disappeared and that the male was acting strangely. I opened the nest box and found that all five were dead. I don't know why the female was unable to keep them warm through the rough weather, but I felt heartache as I pulled the nest and buried all the little ones. Five days later however, both parents were back and the female built another nest in the box with five eggs again. I'm happy to announce that they fledged on July 2, 2013 and that I was even privileged to be able to witness some of this blessed and extraordinary event. I was fortunate enough to spot one up in the trees, with Mom close by, and snap off a few pictures. Sadly, again when I pulled the nest, one egg was not hatched. However, the world was given another four new beautiful bluebirds to love.

As of this writing, August 1, 2013, I still haven't been able to spot this year's fledglings to take more pictures. I got to watch some of them take their first flight into this world, so I really can't complain. As you can tell by reading my adventures with the bluebirds, I am completely hooked. Each and every new year, I try to figure out how I can do more for these precious gifts from above. In the past four years, I'm proud to say, I have helped to add as additional thirteen healthy fledglings into the bluebird world and I look forward to helping many, many more in the years to come.

Happy Bluebirding!

Old Nesting Behaviors Stump the Bluebird Monitor

by Joan Watroba

#1- I observed two pairs of tree swallows nesting in back-to back nest boxes at the same time. One had young tree swallows ready to fledge and the other had an active tree swallow nesting-a full nest with eggs. The idea behind erecting paired boxes is to accommodate two different species to nest and reduce the competition for one nest box, as tree swallows and bluebirds can tolerate one another in close proximity if they each have their own nest box. The same species does not usually tolerate another pair of the same species to nest so close to them. In this case, this paired box set-up produced two nestings of tree swallows.

#2- Tree swallows and chickadees nested in two of the boxes that two bluebird pairs have nested in during past nesting seasons. The bluebirds then started their nestings in adjacent boxes-they made a nest and laid eggs. When the tree swallows and chickadees fledged their young and those nest boxes became available, the bluebirds abandoned their second choice location and started to nest in their original locations. (When I first saw the bluebird nestings so close together, I was perplexed that four different bluebird pairs were nesting in such close proximity of each other with no physical barriers separating the boxes, but it seems that the two bluebird pairs relocated back to their favorite nest boxes when those boxes became available as there was then no further activity at their original nesting location and those eggs were not incubated.)

#3-A nest box had a few pieces of straw and two feathers for several weeks and then I found one broken tree swallow egg and one unhatched tree swallow egg on the bare floor of the nest box. There was no further activity at this nesting site and no sign that the remaining egg was being incubated. My theory is that it was an immature tree swallow pair trying to nest for the first time.

#4-A full active tree swallow nest with 6 eggs, and then the following week the tree swallow eggs were gone. A bluebird had removed the top feathers of the nest and also the tree swallow eggs and then the bluebird laid 4 eggs in the nest box.

#5- A bluebird nested, laid only one egg, which was a white egg, and incubated it for three weeks. The next week when I monitored the box, the white egg was gone and there were five new bluebird eggs, which were blue. It seems that the white egg was infertile and then a new female came in and used the nest of the first female. (Once a female lays a white egg, they will always produce white eggs.)

#6- Found a very long white feather –it looked like an egret feather and was sticking out from the side crack of a nest box being used by tree swallows. They usually use smaller feathers like duck feathers, but they must have found this special feather along the Susquehanna River and then used it in their nest.



Welcome New BSP County Coordinators:

Adams County

John Gabreski

717-337-2851

Clearfield County

Norman Bloom

ngbloom@toast.net



WELCOME -New BSP MEMBERS!!!!!!

ADAMS

Daphne Fager
Linette Mansberger
Edward Moe
John Caruso
Samuel Smith
Stacey Richards
Mike Tushek

ALLEGHENY

Lane Grafton
Robert & Sandy
Graver Jr.

BERKS

Charles Fritz
Darwin Wanner
Black, Kevin & Jenny
UUFPP BB Trail
c/o CJ Rhoads

BRADFORD

Lura Trossello

BUCKS

Gail Lowden

BUTLER

Barbara Leffler
Gail Kreuzer
John Stremple
Sandy Suchonic
Brenda Best
Ruth Douthett
Claire Martin
Irene James
Nancy Nalepa
David Kimes
Kenneth McGallis
Colleen Rea
Arlene Ham
Willis Rush
Breanna Cooley &
Family
Braelene Miller &
Family
Brandon Eyth &
Family
Diana Aiken
Jeff Becker
B L Conerty

Steve Douds
Thomas Dunn
Patty Gongaware
Barbara Leffler
Mark Mincer
Richard & Barbara
Moon
Sally Trew
Rusty Writzer
Rich & Monica
Huselton

CENTRE

Mary Evans
Karen Kottlowski

CHESTER

Jude Damian
J Dolan
Stephen Gross

CLEARFIELD

Norman & Barbara
Bloom

COLUMBIA

Gloria Young

CRAWFORD

John Tautin

CUMBERLAND

Marilyn Donak
Kelly & Dave Dygert
Kristin Malady
Barbara Taylor
Liam Tripodi
Judy Brough
Joe Furber

DAUPHIN

Charles Berman
Joann Fink
Nancy Hillegass
Bonita Noll
Brenda Peters
Lisa Engle

DELAWARE

Nancy Freeman
Jordan

FAYETTE

Susie Enoch
Roy Fischer
Susan Klatt
Ronald Langley

HUNTINGDON

Kaylie Coder

LANCASTER

Elizabeth Lux
Ken Craley
Richard Canada
Bruce Haigh
Sue Johnson
James Stoner
John Barley
Bill Hankle
Joan & Jack Kelley
Connie Solon
Margaret Johnson
Daniel Nafziger
Steve Nafziger
Richard Dieterle
Kendra & Joe McGuire
Shirley Madison

LAWRENCE

Patty Moore
Jim Jones
Ron Goodemote &
Family
Barbara Dean
Robert Walczak
Bob Allnock

LEBANON

Anita Flick
Dana Felty

MERCER

Donna Dice

MONTGOMERY

Jennifer Mitchell

PERRY

Robert Roth
Susan Hetrick
Margie Buck

SOMERSET

Betty Hazlett

TIOGA

Ann Vayansky
James Melko Jr
Emma Backhus
Netterman
Philip Krajewski

VENANGO

Russ & Marianne
Bleakney

WESTMORELAND

Roger West

YORK

Helen Kondor
Patti Harless
John Caruso
Fay Caverly
Lisa Seibert Aldinger
Tom Knupp
Ralph Scurfield
Thomas Potter
Violet Stailey
Deb Hitz
Liza Troutman
Mary Humberd
Cheryl Grunden
Robin Fisher
Charlotte Smith
Rick & Susan Paul
Chuck Warner
David Lomax
Jim Walters
Jan & Dave Fry
Leigh Waite
Tom & Kathy
Crossman
Lynne Danyo
Bernadette Livingston
Bob & Joyce Holt
Joann & Mike Bauer
Carol Jones
Sue Garrety
Sue Hunter
William Bankoske
Susan Fritz
Dave Weber

Brian & Anne Moul
Neila Burrows
Patricia Birch
Allen Shoey
Mike Hippensteel
Kevin Staner
Gene Shue
Barnardi, James &
Family
Donald Gunnett
Helen Kondor
Ben & Karen Benoski
Jeff Leister
Robert Scott
Bryan & Natalie Myers
Mary Beth Boyer
Cheryl Grunden
Robin Fisher
Fay Caverly
Lisa Seibert Aldinger
Tom Knupp
Ralph Scurfield
Dave Weber
Patti Harless

MARYLAND STATE

Kathy Finch
D Murray

NEW YORK STATE

Bev & John Ruska

WISCONSIN STATE

John Loomer

16TH ANNUAL BLUEBIRD SOCIETY OF PA CONFERENCE

March 28 & 29, 2014 (Friday evening and full day Saturday)

Location: Penn Stater Conference Center Hotel
215 Innovation Boulevard • State College, PA 16803

Conference Chairpersons:

Philip Durgin, BSP Vice President
pdurgin@comcast.net (717) 732- 5325

Nancy Putt, BSP Secretary
bluebirds@pa.net (717) 432- 2647

BSP Conferences are very special events which provide a wonderful opportunity to meet other bluebirders and share and learn new bluebirding tips and techniques. It includes a Friday evening program and Social and a full day of conference activities including many excellent speakers and demonstrations, vendors, live and silent auctions, an Amish quilt raffle, and a delicious buffet luncheon. The Penn Stater is a beautiful facility with excellent lodging and conference center amenities. More detailed information will be sent out to all active BSP members in a special mailing in January of 2014. Please mark your calendars and save the dates so that you will be able to attend. Conference updates will also be posted on the BSP web site www.thebsp.org

On the Horizon - for 2015

March 27 & 28, 2015 - 17th Annual BSP Conference

We are happy to announce that Dean Rust, BSP Board Member and County Coordinator for Lancaster County has volunteered to serve as Conference Chair for the 17th Annual BSP Conference in 2015 at the **Best Western Premier Eden Resort & Suites, Lancaster, PA.**

Advance information will be available on the BSP web site: www.thebsp.org

Link for updates: <http://www.thebsp.org/2015-bsp-conference-updates.html>

*** *Nominate Your Favorite Bluebirder* ***

BSP is now accepting award nominations for 2014. Please help us to recognize individuals or groups who you feel have greatly contributed to bluebird education and/or have promoted nesting success of bluebirds and other native songbirds. Include a brief paragraph about your nominee, including their name, county, and their contact information. Include your name and contact information and send this to the BSP Award Nomination Chairperson:

Shirley Halk, 42 Park Drive, Grantville, PA 17028

Please submit your nominations by February 14, 2014.

Thank you!

BSP EVENT REPORTS

Codorus Blast

BSP attended an event on **Saturday, June 22** - the “Codorus Blast” at Codorus State Park near Hanover, PA. Our booth was set up in the event’s “Nature Tent”. Wendy Looker, Park Educational Specialist was in charge of this event and she had invited us to attend. Cindy Self and I spoke to many visitors about bluebirds and we also had some help from our friend, Karen Lippy, who works as a volunteer at the park giving kayak and nature tours. She says “Hi to all BSP friends”. Karen also helped me with the bluebird presentation. She is one of the great treasures of bluebird knowledge, so I was especially glad to see her and have her share the joy of bluebirding. Best wishes to the four new members who joined at this event and thanks to Cindy and Karen for all of their help. This is an event that we will put on our calendar for next year.....there is a lot of summer fun going on here at this beautiful park that also has a very productive bluebird trail!

Nancy Putt- BSP County Coordinator- York County

Lancaster County Master County Gardener Days

On **Saturday, July 27**, BSP attended the Lancaster County Master Gardener Day at The Penn State Research Horticulture Center, 1446 Auction Rd, Manheim, PA. This is a 176 acre working, co-operative small-plot farm. We offered a bluebird presentation and a nest box-building event. Participants assembled 17 BSP bluebird box kits and we met many new friends who are interested in bluebirds and the activities of BSP. I am sure that we will be invited back next year!! My special BSP assistant was my wife, Shirley Rust.

Dean Rust, BSP County Coordinator, Lancaster County

Ned Smith Festival for Nature and Art

On **Saturday, July 27**, it was a beautiful day to celebrate the life of Ned Smith and his legacy of sharing the wonders of nature and art. Thanks to volunteers: Joan Watroba, Doris Hoffman, Bill Strauss, Keith and Kevin Lutz, Christopher Durgin, and Chuck and Bonnie Musser for helping with the box building and answering questions at the booth. We had a lot of people stop by to express their experience with bluebird nesting activities and 10 people joined BSP during this event. The morning bluebird program was well-attended, and many participants visited the BSP booth for more information and to join BSP after the program.

Phil Durgin, Event Coordinator

Community Appreciation Weekend

BSP participated in the Community Appreciation Weekend at Black Landscaping in Lisburn, PA on **September 7 and 8**. The educational booth was busy as many people stopped by to learn more about how to encourage bluebirds to nest in their boxes and to share their nesting experiences.

Volunteers were Doris Hoffman, Joan Watroba, Dale Cook, and Joanne Slavinski.

Five new members joined BSP during this event.

Doris Hoffman, Event Coordinator

BSP EVENT REPORTS con't.

Bluebird Kit Assembly/Picnic Event

On **Saturday, August 17**, thirteen volunteers helped to put together **517 bluebird kits** and placed them on shelves at the bluebird warehouse known as the Bird's Nest, which is located in Mechanicsburg, PA. The individual parts for the kits were cut out in advance by volunteer members from counties across the state such as Adams, Clinton, Chester, Cumberland, Clarion, Dauphin, Franklin, Lancaster, Perry and York. The parts were brought together at the Bird's Nest and we made two assembly lines. The work flowed smoothly. Work started at 9:00 a.m. and we were finished at 1:00 p.m. There was an early morning snack of coffee, fruit, and Amish pastry followed by lunch at noon of rotisserie chicken fingers and club sandwiches. At the completion of the kit assembly, we cleaned up the activity space and consolidated our supplies. New friends were made, and faces can now be associated with what was before just a name. It was great to meet John and Cathy Blair. During this event, interesting stories were shared and tips were given on monitoring and maintaining a bluebird trail.

The total count was: **517** kits assembled, **7,300** screws bagged, and **1034** assembly sheet instructions and habitat information sheets were folded (no paper cuts) and placed inside the bagged kits.

Thank You, Everyone for making this event so productive and successful. The bluebirds really do appreciate it!

Dale Cook and Bill Strauss, Woodworking Chairs



BSP Needs Storage Space

If you have a clean, dry, and secure storage facility (garage or storage unit) which could be offered for use to BSP to store the inventory of nest boxes, store items, and educational display materials, please contact:
Nancy at 717-432-2647.



Find us on:
facebook®

Don't Forget - BSP has a Facebook Page!

Google:

Bluebird Society of Pennsylvania / Facebook

A Very Rare Occurrence - Bluebird Twins!

On July 1, 2013, Gerald E. Clark of State College, PA reports the birth of twin bluebirds. Photos document a total of 4 eggs on June 21, with one egg considerably larger than the others. As it turned out, that was an indicator of a double yolk.



Then the eggs started to hatch.



This photo is a carousel of 5 baby bluebirds.

Per Bet Zimmerman, experienced bluebirder and Jason Martin, Ph.D. Project Leader, Jason Martin, Ph.D. Project Leader, NestWatch at the Cornell Lab of Ornithology in Ithaca, New York, this is a rare occurrence.

The following photos taken on 7/10 at nine days old. Note that the twins are developing slower than the others. The twins can be seen in the upper right corner of the nest box.



Sad news that on 7/12, the two smallest bluebirds –apparently the twins–were dead–one was dead in the box and the other was removed from the box by the parents. It was very sad to hear the news, but it was a gift to us all of us that Gerald documented the birth of the bluebird twins and shared this very special nesting activity with all of us. We must feel amazed that Mother Nature has revealed this miracle, but we had all hoped for a better outcome. Wishing the remaining three nestlings a successful fledge.

Gerald provided supplemental food of mealworms to the female parent to feed the young, as the male parent disappeared. Even with the provision of supplemental food, the twins did not develop normally.

* All Photo credits: Gerald E. Clark

See UTube Video:

Bluebirds Made in America-Bluebird Twins' Mother by Gerald E. Clark

<http://www.youtube.com/watch?v=hVoOOPqFUqA&feature=youtu.be>

"Wonder is the beginning of wisdom."

Socrates

Letter to Gerald from Harry Schmeider, BSP President:

I sit at my computer lost for words, saddened by the death of the twin bluebirds today. I feel your anguish and sadness in this historical event. Gerald, you did everything you could do for the twins. We all are so fortunate just to have shared in your experience the last 12 days. Bluebirding is very awarding, but also can be harsh when experiencing death among these little wonderful birds. Landlords play a vital role in the success of fledgling birds, but Mother Nature can be cruel at times. We do not understand all the mysteries in Life or shall I say; Life is but a Mystery We do are best and that is all that is expected of us and the rest is up to the Creator. I want to thank you Gerald for sharing your nestbox journey with us and please keep us updated on the twin's siblings and God Bless You!

Sincerely,
Harry Schmeider

Reply from Gerald:

Harry,
Hope all is well with you. Again, thanks to you and everyone who shared with me a wonderful twelve days with the twins. Just wanted to give you an update on the twins' three siblings. The twins' three siblings seem to be doing fine. I think however that their development has maybe been slowed due to the 12 days of the twin's presence. The dad missing in action could also be a contributing factor. I sometimes wonder if dad left because he knew something was wrong. Mama is very attentive but it may be that she has not been able to gather enough food to keep their development on pace for a 21 day fledge. I wonder if their development in days 1 thru 12 was stifled due to the presence of the twins? I would be very surprised if the siblings fledge at 21 days.

Picture #1 are the three siblings of the twins at day 16, 7/16/13.



Picture # 2 is of four other beautiful babies at day 17.
These were hatched at my son's house and fledged
five days ago on day 21.



Note the difference in the development of the three siblings on day 16 versus the four at my son's on day 17. I find this to be very interesting. Your thoughts would be appreciated.

Gerald E. Clark

*Hi Gerald Clark,
Thanks for the update on the other three bluebirds. Knowing that the male is not around to help feed the three remaining nestlings could have some affect on the little ones, but I am sure the female will be able to raise them successfully. Let me know when they fledge.*

Happy to report that the three siblings in the twin bluebird brood successfully fledged on July 22!

UPCOMING EVENTS

BSP Board Meeting:

October 24, 2013 • Thursday evening at 6:00 p.m.

**Giant Foods Community Room
3301 Trindle Road, Camp Hill, PA**

Please plan to attend board meetings to learn about upcoming BSP activities and events and to share your ideas about a variety of issues related to bluebird conservation. If you cannot attend the meetings in person, we can arrange for you to attend via conference call.

Contact: BSP President Harry Schmeider: harryschmeider@gmail.com or call 724-285-1209 to make arrangements to join the meetings.

BSP Board Meetings for 2014:

Jan. 23, April 24, July 24 and Oct. 23

January 4-11, 2014 – Pennsylvania Farm Show Week

Farm Show Complex, Harrisburg, PA

Farm Show website - www.farmshow.state.pa.us/

Hours: 9:00 a.m. - 9:00 p.m. Jan. 4-10 • 9:00 a.m.-5:00 p.m. Jan.11

This is the largest indoor agricultural event in the East with nearly 6,000 animals and thousands of exhibits. Delicious food items are available in the Food Court.

The BSP will have the educational booth and offer a nest box building event. We will need about 40 volunteers to fill the time slots.

***Please help us by volunteering for a 4- hour time slot: 9 -1, 1 -5 or 5 -9.**

Contact: Nancy Putt at 717-432-2647 to volunteer and to help us to share our love of bluebirds.



Pennsylvania
Farm Show
Jan. 4-11, 2014

PA Farm Show Complex
and Expo Center
Harrisburg, PA

Raccoon Guard Successful

by Scott Parry

The first picture is of a bluebird hatching on 7/12/13 in box #7N at Doak field in Raccoon Creek State Park. The 2nd picture is of box #7N after placing on a raccoon Noel guard designed by Chuck Musser.

My wife and I checked the boxes at Doak field in the morning and 2 eggs had just hatched. Continuing with the trail I removed the raccoon guard off of a successfully fledged box in the main park. We took that guard back to Doak field around noon to place on box 7N, and that is when I took the picture of the baby hatching.

This season we lost many eggs and hatchlings; bluebirds, tree swallows and Carolina wrens to raccoons. However after placing the Chuck Musser raccoon Noel guard on our boxes with bluebirds, the boxes fledged young successfully every time.

Thank you Chuck, especially for saving this little one in the picture!

Scott Parry, BSP County Coordinator-Beaver County



Picture 1



Picture 2

Editor's Message: BSP is very fortunate to have Chuck Musser, the "Bluebird Man" from Bainbridge, PA serve as Research Chair for BSP. Chuck is a very experienced and dedicated bluebirder who has set up many bluebird trails in Lancaster County. He also inspires and mentors many new people to get actively involved in bluebird conservation. He is very creative and inventive, and it seems that he is always working on a new gadget/device to increase the nesting success of bluebirds and other native songbirds. Three major predators of cavity-nesting songbirds are the non-native house sparrow, raccoons, and feral cats.

To address these concerns, Chuck has developed a variety of both passive and aggressive house sparrow control devices. He has experimented with various ways of installing monofilament fishing line on the front of the nest boxes to deter house sparrows. He has also constructed and tested a variety of PVC nest box designs, which he concludes are less appealing to house sparrows. He also designs in- the- box and cage-style house sparrow traps for more active house sparrow control. They are of high quality materials and are very effective in trapping house sparrows.

For the climbing predators such as raccoons and feral cats, he has constructed and tested a variety of cage-like Noel guards to keep cats and raccoons from reaching into a nest box to pull out the eggs and birds. His research is documented by a series of very interesting video clips. He was able to document the testing of his new wire guard in a controlled setting with a raccoon within an animal park. Without the guard installed, the raccoon could quickly reach into a standard nest box to access a food source placed deep within a nest, but with the guard, the raccoon could not access the contents of the nest box.



The **Tuscarora Wildlife Education Project** was the recent recipient on August 16, 2013 of a donation of 12 binoculars and 12 bird field guides from a grant given to the Bluebird Society of Pennsylvania through the PA Outdoor Writers Association. Books about bird watching and bird identification were also donated to the library for TWEP's young visitors to use. Local resident, Joyce Stuff was the 'go-between' for TWEP through her active role in the Bluebird Society of Pennsylvania. Mrs. Stuff has been a frequent presenter of information about bluebirds to visitors at the Charles Brightbill Environmental Center.

The Charles Brightbill Environmental Center is operated by the Tuscarora Wildlife Education Project (TWEP). The group is a non-profit 501 C-3 organization. The Center sits on the campus of the James Buchanan High School in Mercersburg, PA. This came about as a result of the Tuscarora School District's School Board allowing TWEP to lease a tract of land on the campus, in exchange for providing environmental programs to the district's students. TWEP is totally self-supported and has existed at this site since the Center's grand opening in 1999.

School groups from Tuscarora School District, as well as groups from neighboring districts visit the Center and participate in hands-on instructional programs. Home School groups, local Girl Scouts and Boy Scouts, church groups, adult organizations also visit the Center and enjoy viewing over 500 animal specimens on display. The Center sits on approximately 14 acres and has maintained walking trails that cross the grounds allowing walkers to view birds and other wildlife.

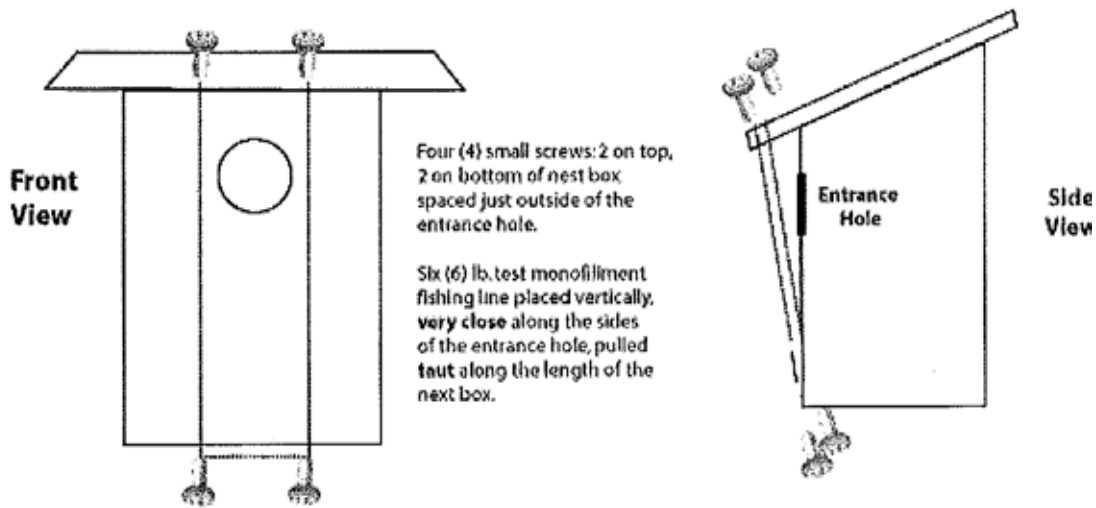
TWEP always appreciates the generosity of people like Joyce. Many boys and girls will get to use the binoculars and bird field guides on our nature walks when they visit.

TWEP Director, Sheila Snider

"If I had influence with the good fairy...I should ask that her gift to each child in the world be a sense of wonder so indestructible that it would last throughout life, as an unfailing antidote against the boredom and disenchantment of later years, the sterile preoccupation with things artificial, the alienation from the sources of our strength."

Rachel Carson, The Sense of Wonder, 1956

Using Monofilament Line to Deter House Sparrows



Note: For side opening boxes, there is no need to move the line when monitoring the nest box. For top or front-opening boxes, it is best to tie the line permanently to the upper left screw, then bring it down and wind along the bottom screws, then bring up to the top right screw and leave a little extra line that can be wound around the screw to be secured by the threads of the screw. I always tighten the screws completely on the top of the nest box to prevent any injury.

For the past 15 years, I have had excellent results using the monofilament line in the above configuration on nest boxes in locations that have house sparrows. Other bluebirders have also reported good results, and other native songbirds such as tree swallows, chickadees, and house wrens will successfully use nest boxes with the line installed. The key is to install it correctly and before the house sparrows get bonded to the nest box. I also leave it on the nest boxes and change it if it starts to become brittle. It is very important to dispose of the used line properly, as discarded fishing line can tangle birds and other wildlife.

Factors which determine the effectiveness of this method include:

-Distance between the line and the front of the box. I have found that if the space is about 2 ½ inches from the top part of the nest box, it works well. (If the line is placed too close to the front of the box, it does not produce good results, and if it is too far away, it is not effective either.)

-Distance between the two strands of line. On a nest box with a standard entrance hole of 2 ½ inches diameter, the distance between the two strands of line should be about 2 ¾ inches.

-Timing of the Installation: If the house sparrow pair has already bonded with the nest box, they will be more aggressive to continue to use and defend the box.

I have also found that even if the house sparrow does try to re-nest, if that nest is removed, they are less likely to try to re-nest in the box with the line installed.

Joan Watroba
sunshinebb@msn.com



BSP Newsletter Submission/Wiggly Worm Contest

The Newsletter Committee is very excited that many BSP members are submitting material for the BSP newsletter, and we want to encourage more members to do so. By submitting your questions, nesting experiences, and field observations, we will be able to offer a wider variety of articles and materials that are of interest to our readers.

Contest Rules:

1. Locate the illustration of the **Wiggly Worm** which will appear in the content of the newsletter and write that **page #** on the top of your item for the newsletter.
2. Your entry can be a general question or article about bluebirds or other nature topics, a write-up about something that you observed in your yard or on your trail, an original poem, a trail monitoring tip, or any non-copyrighted material.
3. Write **Attn: Wiggly Worm Contest** on the front of the envelope and send to: BSP, P.O. Box 756, Mechanicsburg, PA 17055-0756. We are also now accepting newsletter submissions by e-mail. Please enter **Wiggly Worm Contest** in the subject line and e-mail to the BSP Editor at: sunshinebb@msn.com.
4. One submission will be *randomly drawn* at the cut-off date for each newsletter edition, and the person whose entry was randomly picked will have their choice of any book offered in the BSP store- website: www.thebsp.org

The latest date to submit items is the following:

Spring - January 7 • Summer- May 7 • Fall/Winter- September 7

The Newsletter Editor will then review the items and reserve the right to include your submission in an upcoming edition. Since we cannot return any items, please send *copies only* of materials and/or photos. Please include your contact information-name, address, phone number or e-mail address (optional) with your entry.

BSP NEWSLETTER SUBMISSION CONTEST WINNER:

Donna Dice

CONGRATULATIONS!

Marie - Please contact the BSP Store Manager, Doris at (717) 766-3877 and provide her with your prize choice.

Items can be viewed at the BSP web site: <http://www.thebsp.org/>
Select the link to: **BSP Online Store** to view the list of books available.



BSP Membership Form
Send to: P.O. Box 756, Mechanicsburg, PA 17055-0756

2013 BSP MEMBERSHIP RATE INFORMATION

Student	Senior	Regular/Family	Organization/Corporate
1 year -\$10	1 yr.-\$12	1 yr.-\$15	1 yr.-\$100
3 years-\$25	3 yrs.-\$30	3 yrs.-\$40	3 yrs.-\$275
			Lifetime Sponsor -\$375

Renew for 3 years and take advantage of our discounted rates!

New Member _____ **Renewal** _____

Last Name: _____ First Name: _____ Middle Initial: _____

Mailing Address: _____

City/Town _____ State _____ Zip Code _____ County (if in PA) _____

Telephone (optional) _____

E-mail Address: _____ (Required if requesting e-mail delivery of seasonal newsletter, event updates)

Additional supporting donations are gratefully accepted and appreciated. Please make your check or money order payable to the "Bluebird Society of Pennsylvania" and return this application to: Bluebird Society of Pennsylvania, P.O. Box 756, Mechanicsburg, PA 17055-0756.

Additional Contribution (optional): \$ _____ Total Amount Enclosed: \$ _____

Please indicate preferred delivery method of your newsletter by checking off one of the following options:

_____ e-mail delivery Please enter your e-mail address here: _____

_____ regular mail delivery

Additional supporting donations are gratefully accepted and appreciated. Please make your check or money order payable to the "Bluebird Society of Pennsylvania" and return this application to: Bluebird Society of Pennsylvania, P.O. Box 756, Mechanicsburg, PA 17055-0756.

Additional Contribution (optional): \$ _____ Total Amount Enclosed: \$ _____

Member Interest Survey:

I/We would like to learn about assisting BSP with:

- ___ Create/monitor BSP trail ___ Telephoning ___ Membership ___ Finance ___ Woodworking ___ Fundraising ___ State Monitoring
- ___ Education ___ Speakers Bureau ___ Photography ___ State Conference ___ Research ___ Publication/artwork ___ Newsletter
- ___ County Coordinator ___ Publicity ___ Web Site/Web Content ___ Other _____

Special Events Help:

- ___ Garden Expo Booth @ Farm Show ___ Garden Expo Booth @ Hershey Gardens ___ Ned Smith Day@ Millersburg
- ___ Annual Farm Show @ Farm Show (January) ___ Tech Support @ State Convention ___ Other Special Events: _____

Please tell us how you learned about us: _____

OFFICIAL USE ONLY

Paid by: Cash ___ Check ___ Money Order ___

Website: www.thebsp.org

Website: WWW.THEBSP.ORG

Return Service Requested

Non-Profit Org.
U.S. Postage
PAID
Permit No. 15
Mechersburg, PA



PO Box 756
Mechanicsburg, PA 17055-0756

The Holidays are coming!



The BSP Store has wonderful gifts for your favorite bluebirders.

The items with photos are posted on the BSP web site: www.thebsp.org

Recipe for Yummy Suet for the Birds

submitted by Chuck Musser

1 pound of lard (available in a tub)

18 ounces of crunchy peanut butter

Heat the above ingredients in a large pan on the stove on low heat until they are mixed together. Remove from heat.

Mix in: one- 2 lb. bag of yellow corn meal.

Optional add-ins: raisins, shelled sunflower seeds.

Refrigerate until using.

Serve in a log feeder or on a flat tray from October through April!



BSP is a North American Bluebird Society Affiliate

All contents in *Bluebird Trails & Tales* may not be reproduced in any form or by any means without written permission. Copyright © 2009. All rights reserved. Contact the editor if you wish to reproduce something. Thanks!